

Stage Accompany SC250A SAnet Controller Card.

Modification SAnet Controller card.

The next modifications are necessary on the SAnet controller card to work on the Philips P3105.

The DPR (dual port RAM) of the present card lie on the address DX000 hex. On the P3105 this address is used for RAMdisk. Address CE000 can be used on the P3105, but this demands a number of modifications in the address decoding.

To break connections:

WR* and IC18, pin11
WR and IC21, pin10
AX16 and IC24, pin10
IC26, pin12 and IC27, pin15
IC26, pin13 and IC27, pin16
IC26, pin15 and IC27, pin19

To make connections:

WR* and WR
AX16 and IC21, pin5
IC21, pin6 and IC24, pin10
IC26, pin12 and +5V
IC26, pin13 and +5V
IC26, pin15 and +5V

It is wise to use the DIP-switch to situate the DPR address between 80000 hex and FFFFF hex in steps of 2000 hex. That means that AX19 ALWAYS must be high, whereas AX13 till AX18 must be compared to the DIP-switch.

Additional Information, SAnet connectors.

The mechanical medium of SAnet consist of 2-wire coax shielded cable (twinax) and 4-pins XLR connectors. The male serves as signal output while the female one serves as signal input.

The pin functions of the XLR input and output connectors are as follows:

pin 1 = SAnet ground (cable shield)
pin 2 = reserved
pin 3 = non-inverting SAnet connection (+)
pin 4 = inverting SAnet connection (-)

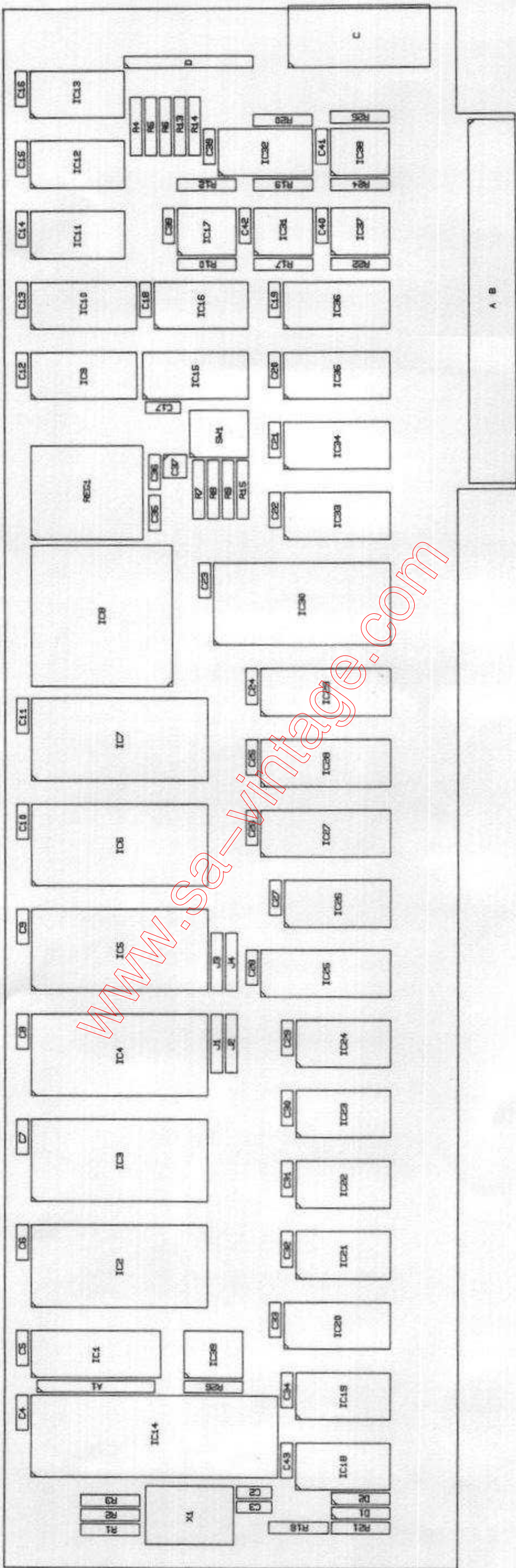
The SAnet controller card (type: SA SC250A) is supplied with a Sub D 9-pins connector.

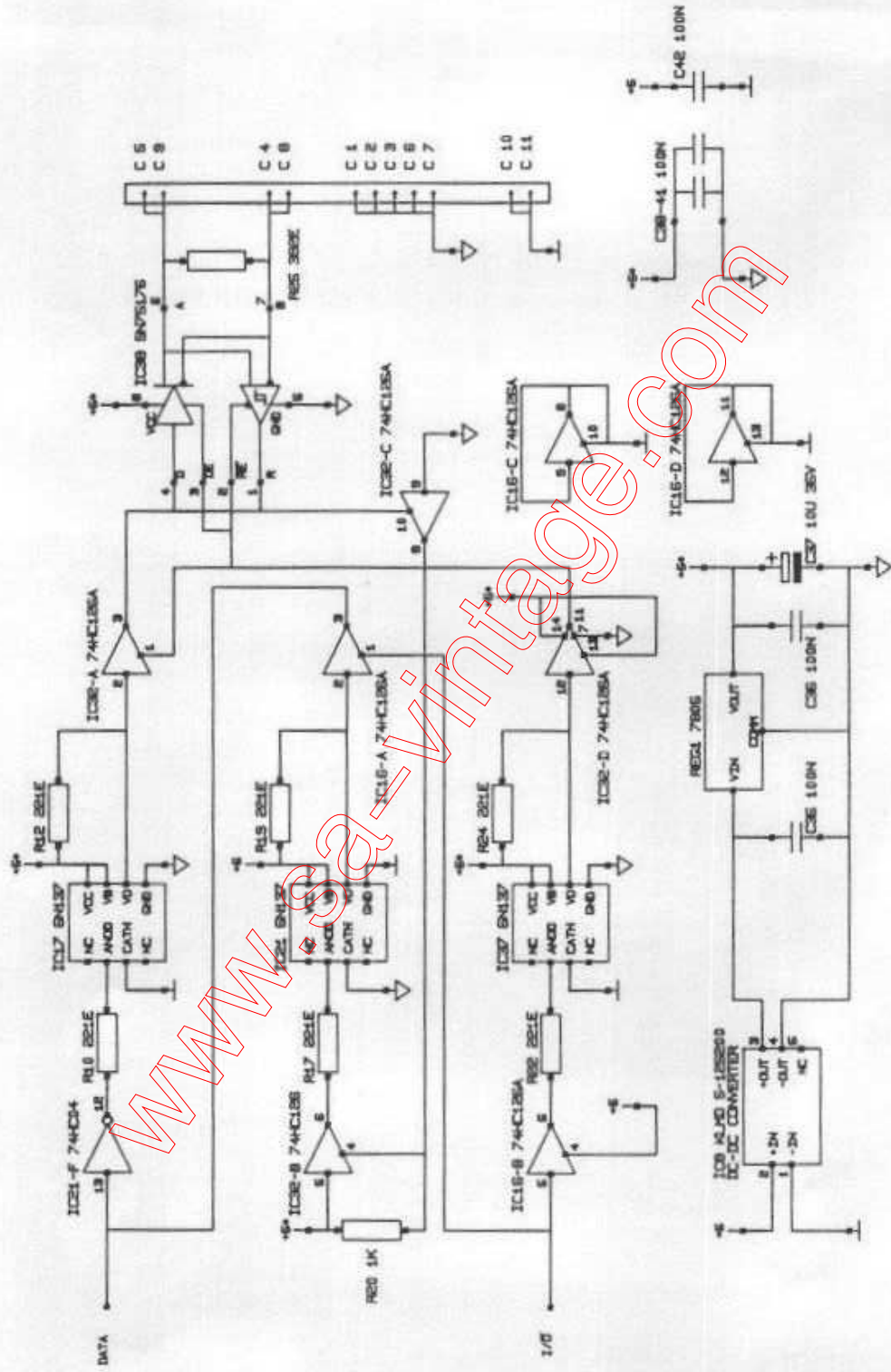
The pin functions of the Sub D connector are as follows:

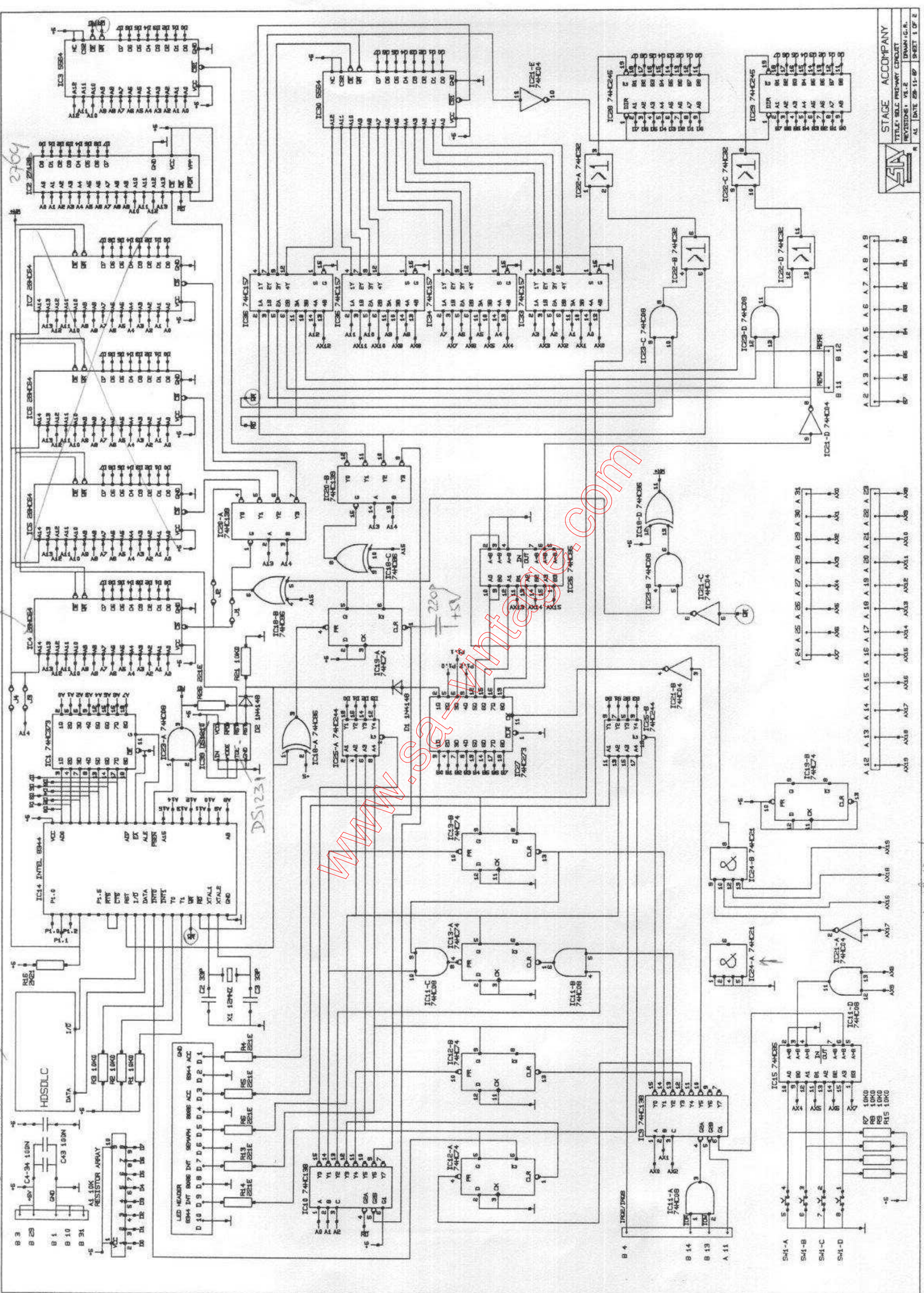
pin 1, 2, 3, 6 and 7 = SAnet ground (Cable shield)
pin 4 and 8 = inverting SAnet connection (-)
pin 5 and 9 = non-inverting SAnet connection (+)

The maximum error free distance is 500 meters (1600 feet).
Don't forget the terminating plug!

www.sa-virtage.com







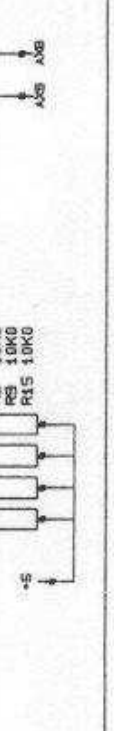
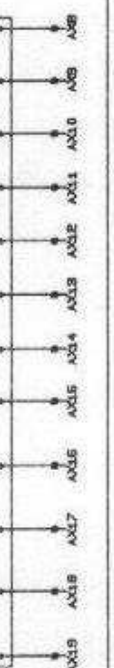
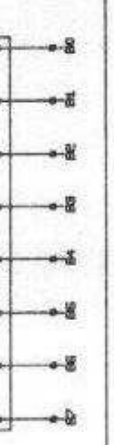
2764

20250

SX 400-Feed row

DS1231

220P



19 10 17 16
 1 1 0 1 → D C → 1 1 0 0